

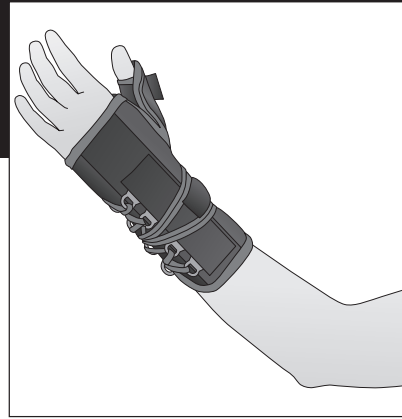


## WARRIOR® WRIST & THUMB LACER

	<b>NOT MADE WITH NATURAL RUBBER LATEX</b>
	<b>SINGLE PATIENT USE ONLY</b>
	<b>NON-STERILE</b>
<b>RX ONLY</b>	Federal U.S.A. law restricts this device to sale or use by or on the order of a physician or properly licensed practitioner.



- Inspect brace for damaged or missing components prior to patient application.
- Inspect the fit of the brace on the patient to ensure fit is proper. **DO NOT OVERTIGHTEN.**

### IMPORTANT INFORMATION

Please read all instructions, warnings and precautions before use. Correct application is essential for proper functioning of the product. Use only on the person it was provided to by a healthcare professional and only for the use it was intended.

### INTENDED USE

The DeRoyal® Warrior® Wrist & Thumb Lacer brace is intended to provide support for proper wrist and thumb positioning

### INDICATIONS

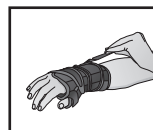
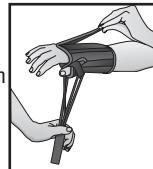
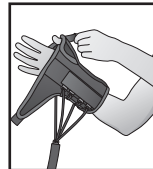
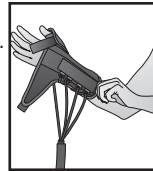
De Quervain's Syndrome; Scaphoid injuries; Carpometacarpal instabilities; Metacarpal fractures; Post cast healing; Gamekeeper's thumb; Cumulative trauma injuries

### CAUTION

- This product is to be fitted initially by a physician or properly licensed practitioner who is familiar with the purpose for which it is intended. The physician or practitioner is responsible for providing wearing instructions and precautions to other healthcare practitioners or healthcare providers involved in the patient's care as well as the patient. Consult your physician or properly licensed practitioner immediately if you experience sensation changes, unusual reactions, swelling or increased pain while using this product. Discontinue use if pressure ulcers develop. Follow the instructions of your physician or properly licensed practitioner for duration of use. These instructions do not supersede hospital protocol and/or direct orders of patient's physician.
- Discontinue use of the device and consult physician or properly licensed practitioner if it becomes damaged in any way, limiting its ability to perform as intended.

### INSTRUCTIONS FOR USE

1. Open all hook and loop closures.
2. Slide hand through the splint and thumb through the thumbhole.
3. Position splint below the palmar crease with the hand seated comfortably in the palmar stay.
4. Adjust metal wrist and thumb stays for proper positioning and fit. Ensure thumb stay is positioned at the top of the stay pocket and dorsal stay is centered over the wrist.
5. Attach the thumb strap around the thumb for a snug but comfortable fit.
6. Attach the hand closure between the thumb and forefinger.
7. Pull the lace tab away from the brace to fully tighten, then wrap over and around the wrist to secure.





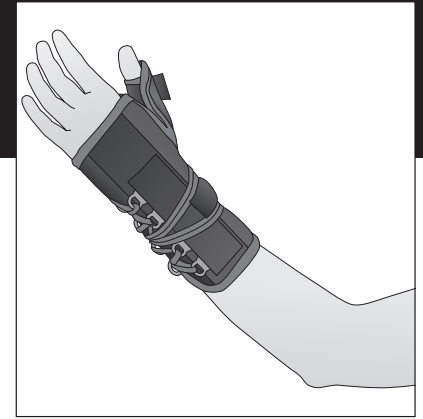
**NOTE:** The brace should fit snug, but remain comfortable.

### CLEANING INSTRUCTIONS

Hand wash with mild detergent in lukewarm water. Air dry.

## WARRIOR® WRIST & THUMB LACER

	<b>NOT MADE WITH NATURAL RUBBER LATEX</b>
	<b>SINGLE PATIENT USE ONLY</b>
	<b>NON-STERILE</b>
<b>RX ONLY</b>	Federal U.S.A. law restricts this device to sale or use by or on the order of a physician or properly licensed practitioner.



- Inspect brace for damaged or missing components prior to patient application.
- Inspect the fit of the brace on the patient to ensure fit is proper. **DO NOT OVERTIGHTEN.**

### IMPORTANT INFORMATION

Please read all instructions, warnings and precautions before use. Correct application is essential for proper functioning of the product. Use only on the person it was provided to by a healthcare professional and only for the use it was intended.

### INTENDED USE

The DeRoyal® Warrior® Wrist & Thumb Lacer brace is intended to provide support for proper wrist and thumb positioning

### INDICATIONS

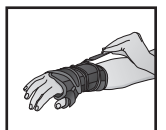
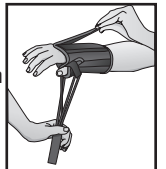
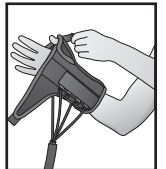
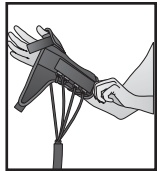
De Quervain's Syndrome; Scaphoid injuries; Carpometacarpal instabilities; Metacarpal fractures; Post cast healing; Gamekeeper's thumb; Cumulative trauma injuries

### CAUTION

- This product is to be fitted initially by a physician or properly licensed practitioner who is familiar with the purpose for which it is intended. The physician or practitioner is responsible for providing wearing instructions and precautions to other healthcare practitioners or healthcare providers involved in the patient's care as well as the patient. Consult your physician or properly licensed practitioner immediately if you experience sensation changes, unusual reactions, swelling or increased pain while using this product. Discontinue use if pressure ulcers develop. Follow the instructions of your physician or properly licensed practitioner for duration of use. These instructions do not supersede hospital protocol and/or direct orders of patient's physician.
- Discontinue use of the device and consult physician or properly licensed practitioner if it becomes damaged in any way, limiting its ability to perform as intended.

### INSTRUCTIONS FOR USE

1. Open all hook and loop closures.
2. Slide hand through the splint and thumb through the thumbhole.
3. Position splint below the palmar crease with the hand seated comfortably in the palmar stay.
4. Adjust metal wrist and thumb stays for proper positioning and fit. Ensure thumb stay is positioned at the top of the stay pocket and dorsal stay is centered over the wrist.
5. Attach the thumb strap around the thumb for a snug but comfortable fit.
6. Attach the hand closure between the thumb and forefinger.
7. Pull the lace tab away from the brace to fully tighten, then wrap over and around the wrist to secure.



**NOTE:** The brace should fit snug, but remain comfortable.

### CLEANING INSTRUCTIONS

Hand wash with mild detergent in lukewarm water. Air dry.



**WARRANTY**

DeRoyal products are warranted for ninety (90) s from the date of shipment from DeRoyal as to product quality and workmanship. **DEROYAL'S WRITTEN WARRANTIES ARE GIVEN IN LIEU OF ANY IMPLIED WARRANTIES, INCLUDING WARRANTIES OF MERCHANTABILITY OR FITNESS FOR A PARTICULAR PURPOSE.**



**Manufacturer**  
DeRoyal Industries, Inc.  
200 DeBusk Lane  
Powell, TN 37849 U.S.A.  
888.938.7828  
865.938.7828

Part#0-1942                      Revised 1/17

©2017 DeRoyal Industries, Inc.  
All Rights Reserved. Warrior, DeRoyal, the DeRoyal logo, and Improving Care. Improving Business. are trademarks or registered trademarks of DeRoyal Industries, Inc.



**WARRANTY**

DeRoyal products are warranted for ninety (90) s from the date of shipment from DeRoyal as to product quality and workmanship. **DEROYAL'S WRITTEN WARRANTIES ARE GIVEN IN LIEU OF ANY IMPLIED WARRANTIES, INCLUDING WARRANTIES OF MERCHANTABILITY OR FITNESS FOR A PARTICULAR PURPOSE.**



**Manufacturer**  
DeRoyal Industries, Inc.  
200 DeBusk Lane  
Powell, TN 37849 U.S.A.  
888.938.7828  
865.938.7828

Part#0-1942                      Revised 1/17

©2017 DeRoyal Industries, Inc.  
All Rights Reserved. Warrior, DeRoyal, the DeRoyal logo, and Improving Care. Improving Business. are trademarks or registered trademarks of DeRoyal Industries, Inc.