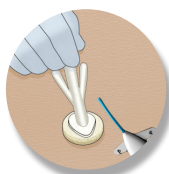


How to Place BIOPATCH™ Protective Disk with CHG



LINE INSERTION:
Leave a minimum of 1.25cm of catheter to allow for proper cleaning and to apply BIOPATCH™ Disk.



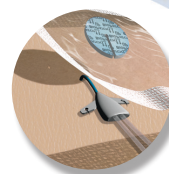
CLEANING:
Prepare site with antiseptic and wait until the skin is **completely dry**.



APPLICATION of BIOPATCH DISK:
Apply BIOPATCH™ Disk printed side up with edges of radial slit approximated and aligned with catheter tubing.
Do not peel printed side from BIOPATCH Disk.



DRESSING:
Ensure BIOPATCH™ Disk has 360° contact with skin around catheter. Cover with transparent film dressing.



REMOVAL:
When slit is aligned correctly, BIOPATCH™ Disk will remain attached to the transparent film dressing and removal will be simultaneous.

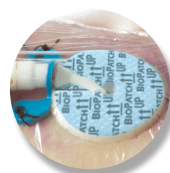
BIOPATCH™ Disk Applications



Central Venous Catheters



Dialysis Catheters



Arterial Catheters



PICC Lines



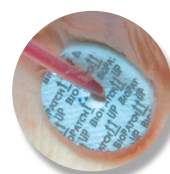
Peripheral IVs



Epidural Catheters



Implanted Venous Ports



Drains

BIOPATCH™ Disk Size Selections



Order Code	44150	44151	44152
Size	1" disc (2.5cm) w/4.0mm center hole	3/4" disc (1.9cm) w/1.5mm center hole	1" disc (2.5cm) w/7.0mm center hole
French Size Range	6-12Fr	<6Fr	13-20Fr
Common Uses	Central Lines PICC	Peripheral IVs Huber Needles (ports) Arterial Lines Extended Dwell PIVs Midlines/PICCs Pins	Dialysis Catheters Drains Sheaths Cordis Catheters VAD drive lines

Reference. 1. BIOPATCH™ Protective Disk with CHG Instructions for Use. (112160-190417)

Please refer always to the Instructions for Use / Package Insert that come with the device for the most current and complete instructions.

Tips & Troubleshooting



UPSIDE DOWN: The white side of BIOPATCH™ must face down.
BIOPATCH Disk should be changed.



SATURATED: BIOPATCH™ Protective Disk with CHG absorbs up to 8 times its own weight in fluid!
BIOPATCH™ Disk should be changed.



ON TOP OF LINE: Ensure 360° contact with skin around catheter.
Contact your BIOPATCH™ Disk representative for additional education.



SLIT NOT APPROXIMATED:
Edges of radial slit should approximate to maximize efficacy.
Contact your BIOPATCH™ Disk representative for additional education.