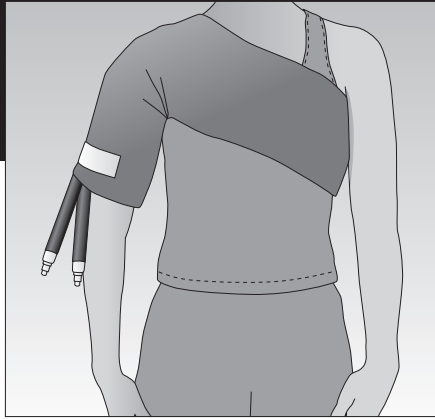




## TEMPERATURE THERAPY WRAP

Single Patient Use Only

Rx Only



### IMPORTANT INFORMATION

Please read all instructions, warnings, and precautions before use. Correct application is essential for proper functioning of product.

### INTENDED USE

Pain and soft tissue swelling as a result of surgery or trauma

### CONTRAINDICATIONS

Cold Therapy should not be used by patients with Raynaud's Disease, poor peripheral circulation, diabetes, decreased skin sensitivity, or hypersensitivity to cold. Your healthcare professional should advise you on alternate treatments. Hot Therapy should not be used by those diagnosed with decreased skin sensitivity, arteriosclerosis and atherosclerosis. Women who are pregnant should not use heat on their abdomen. When there is a malignancy in treatment area, hot therapy should not be used.

### PRECAUTIONS

Stop therapy and consult your medical professional immediately if you experience a sensation change, an unusual reaction, decreased skin sensitivity, or unexpected and prolonged pain while using this product.

Condensation on therapy blankets may occur when in use depending on the air temperature and temperature at the treatment site. This is normal.

### INSTRUCTIONS FOR USE

NOTE: Knee wrap used for demonstration purposes.

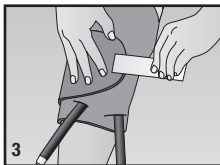
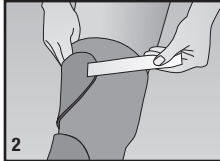
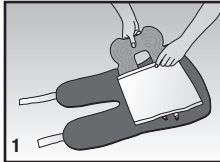
1. Place blanket inside of wrap with the clear side facing up (toward mesh).

NOTE: Cutout in wrap allows for blanket tubes to pull through.

2. Position the wrap/blanket around treatment site and secure using hook and loop closure for a snug, comfortable fit.

3. Readjust as necessary.

4. Initiate therapy as described in 'Instructions for Use' included in temperature therapy unit.



### WARNINGS

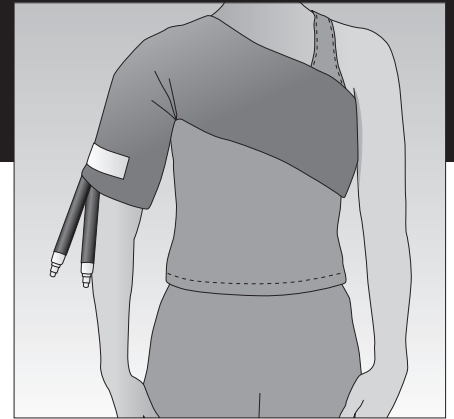
1. Apply therapy blanket and/or wrap so that it is always readily removable. Do not apply therapy blanket and/or wrap underneath a bandage, fiberglass or plaster cast.
2. Cold therapy can cause peripheral nerve damage. Carefully read instructions and warnings before using the cold therapy modality.



## TEMPERATURE THERAPY WRAP

Single Patient Use Only

Rx Only



### IMPORTANT INFORMATION

Please read all instructions, warnings, and precautions before use. Correct application is essential for proper functioning of product.

### INTENDED USE

Pain and soft tissue swelling as a result of surgery or trauma

### CONTRAINDICATIONS

Cold Therapy should not be used by patients with Raynaud's Disease, poor peripheral circulation, diabetes, decreased skin sensitivity, or hypersensitivity to cold. Your healthcare professional should advise you on alternate treatments. Hot Therapy should not be used by those diagnosed with decreased skin sensitivity, arteriosclerosis and atherosclerosis. Women who are pregnant should not use heat on their abdomen. When there is a malignancy in treatment area, hot therapy should not be used.

### PRECAUTIONS

Stop therapy and consult your medical professional immediately if you experience a sensation change, an unusual reaction, decreased skin sensitivity, or unexpected and prolonged pain while using this product.

Condensation on therapy blankets may occur when in use depending on the air temperature and temperature at the treatment site. This is normal.

### INSTRUCTIONS FOR USE

NOTE: Knee wrap used for demonstration purposes.

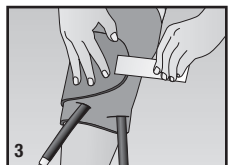
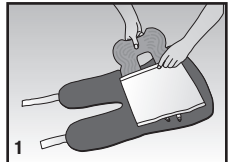
1. Place blanket inside of wrap with the clear side facing up (toward mesh).

NOTE: Cutout in wrap allows for blanket tubes to pull through.

2. Position the wrap/blanket around treatment site and secure using hook and loop closure for a snug, comfortable fit.

3. Readjust as necessary.

4. Initiate therapy as described in 'Instructions for Use' included in temperature therapy unit.



### WARNINGS

1. Apply therapy blanket and/or wrap so that it is always readily removable. Do not apply therapy blanket and/or wrap underneath a bandage, fiberglass or plaster cast.
2. Cold therapy can cause peripheral nerve damage. Carefully read instructions and warnings before using the cold therapy modality.



3. Follow your medical professional's direction for application and duration of use to avoid injury.
4. Due to individual differences in sensitivity and susceptibility to cold and hot temperatures, areas of treatment should be observed as recommended by your medical professional.
5. Do not apply therapy blanket directly to skin or open wound.
6. If therapy blanket is leaking water, cease use and replace blanket.

#### CARE INSTRUCTIONS

Hand wash, lukewarm water, mild detergent, air dry

#### WARRANTY

DeRoyal products are warranted for ninety (90) days from the date of shipment from DeRoyal as to product quality and workmanship. **DEROYAL'S WRITTEN WARRANTIES ARE GIVEN IN LIEU OF ANY IMPLIED WARRANTIES, INCLUDING WARRANTIES OF MERCHANTABILITY OR FITNESS FOR A PARTICULAR PURPOSE.**



**Manufacturer**  
DeRoyal  
200 DeBusk Lane, Powell, TN 37849 U.S.A.  
888.938.7828  
865.938.7828

Part #0-43-00304  
Revised 8/10  
©2010 DeRoyal. All Rights Reserved.



1. Follow your medical professional's direction for application and duration of use to avoid injury.
2. Due to individual differences in sensitivity and susceptibility to cold and hot temperatures, areas of treatment should be observed as recommended by your medical professional.
3. Do not apply therapy blanket directly to skin or open wound.
4. If therapy blanket is leaking water, cease use and replace blanket.

#### CARE INSTRUCTIONS

Hand wash, lukewarm water, mild detergent, air dry

#### WARRANTY

DeRoyal products are warranted for ninety (90) days from the date of shipment from DeRoyal as to product quality and workmanship. **DEROYAL'S WRITTEN WARRANTIES ARE GIVEN IN LIEU OF ANY IMPLIED WARRANTIES, INCLUDING WARRANTIES OF MERCHANTABILITY OR FITNESS FOR A PARTICULAR PURPOSE.**



**Manufacturer**  
DeRoyal  
200 DeBusk Lane, Powell, TN 37849 U.S.A.  
888.938.7828  
865.938.7828

Part #0-43-00304  
Revised 8/10  
©2010 DeRoyal. All Rights Reserved.